

INFERNO ST-RR EVO Ver.1.00.D **STAR EVO**

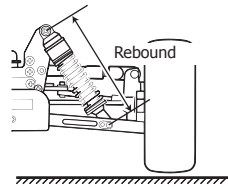
Driver Name		Date	Track	Engine	Glow Plug	Fuel
Spur Gear	Clutch Bell	Clutch Spring	Clutch Shoe	Tires	Tire Inserts	Header/Pipe
T	T	<input type="checkbox"/> 0.95 <input type="checkbox"/> 1.00 <input type="checkbox"/> 1.10	Aluminum X <input type="checkbox"/> IFW339 <input type="checkbox"/> IFW136 Carbon X			

Shock Set-up Silicone Oil Brand: _____

	Front	Rear
Shock Piston	<input type="checkbox"/> Ø 1.2 X 6 <input type="checkbox"/> Ø 1.3 X 5 <input type="checkbox"/> Ø 1.3 X 6 <input type="checkbox"/> Ø 1.4 X 5 <input type="checkbox"/> Ø 1.2 X 8 <input type="checkbox"/> Ø 1.3 X 8	<input type="checkbox"/> Ø 1.2 X 6 <input type="checkbox"/> Ø 1.3 X 5 <input type="checkbox"/> Ø 1.3 X 6 <input type="checkbox"/> Ø 1.4 X 5 <input type="checkbox"/> Ø 1.2 X 8 <input type="checkbox"/> Ø 1.3 X 8
Shock Oil	#	#
Shock Springs		
Chassis Height	mm	mm

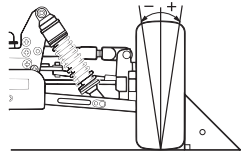
Suspension Rebound (with suspension fully extended)

Front	Rear
mm	mm



Camber Angle

Front	Rear
+ -	+ -



Front Upper Suspension Mount

Low
 High
 H ↑ B
 Upper Mount Bushing Position

Front Hub Carrier

20° (IF304B) | (IF305B) 22°

Lower Suspension Mount

A
 B

Shock Tower Bushing Position

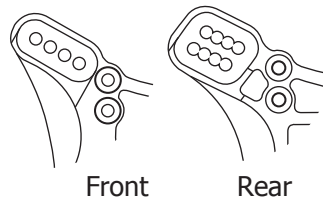
A ↑ B

Differential Setup

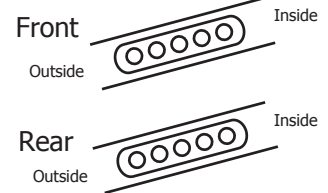
	Front	Center	Rear
Diff Gear type	STD • LSD	STD • LSD	STD • LSD
Diff Oil wt			

Shock Mounting Positions

Shock Tower

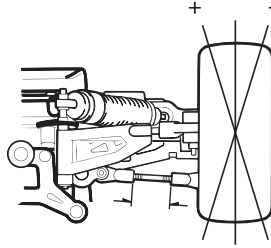


Suspension Arm



Front Toe Angle + - °

Front Suspension



Wheelbase

Indicates the total width of spacers installed fore and aft of the rear hubs.

Front Side	mm
Rear Side	mm

Rear Suspension Holder

2°
 2.5°
 3°

Rear Suspension Plate

2° (IFW302) | (IFW303) 3°

Front Suspension Plate

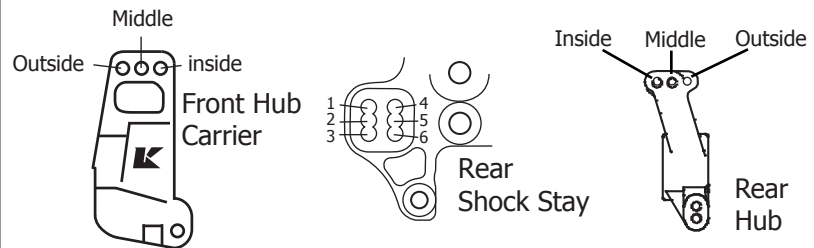
(IFW127) | (IFW337)

Rear Hub Hingepin Position
 Upper | Lower

Comments: _____

Upper Link/Arm Position

	Front	Rear
Shock Stay		1 • 2 • 3 • 4 • 5 • 6
F/Hub Carrier & Rear Hub	Inside • Middle • Outside	Inside • Middle • Outside



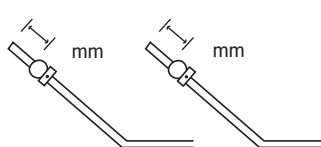
Steering Plate

A
 B
 C

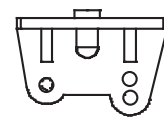
Anti-Roll Bar Setting

Front	Rear
φ	φ
mm	mm

Front Rear



Wing Mount



Wheel Hub

S (IF107B)
 M (IFW327BL)
 L (IFW328GM)