

# INFERNO ST-RR EVO Ver.1.00.D **STAR EVO**

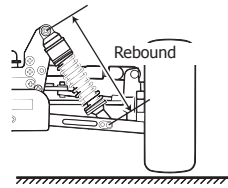
Driver Name		Date	Track	Engine	Glow Plug	Fuel
Spur Gear	Clutch Bell	Clutch Spring	Clutch Shoe	Tires	Tire Inserts	Header/Pipe
T	T	<input type="checkbox"/> 0.95 <input type="checkbox"/> 1.00 <input type="checkbox"/> 1.10	Aluminum X <input type="checkbox"/> IFW339 <input type="checkbox"/> IFW136 Carbon X			

Shock Set-up Silicone Oil Brand: \_\_\_\_\_

	Front	Rear
Shock Piston	<input type="checkbox"/> Ø 1.2 X 6 <input type="checkbox"/> Ø 1.3 X 5 <input type="checkbox"/> Ø 1.3 X 6 <input type="checkbox"/> Ø 1.4 X 5 <input type="checkbox"/> Ø 1.2 X 8 <input type="checkbox"/> Ø 1.3 X 8	<input type="checkbox"/> Ø 1.2 X 6 <input type="checkbox"/> Ø 1.3 X 5 <input type="checkbox"/> Ø 1.3 X 6 <input type="checkbox"/> Ø 1.4 X 5 <input type="checkbox"/> Ø 1.2 X 8 <input type="checkbox"/> Ø 1.3 X 8
Shock Oil	#	#
Shock Springs		
Chassis Height	mm	mm

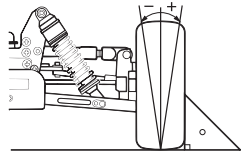
### Suspension Rebound (with suspension fully extended)

Front	Rear
mm	mm



### Camber Angle

Front	Rear
+ -	+ -



### Front Upper Suspension Mount

Low   
 High

Upper Mount Bushing Position

### Front Hub Carrier

20° (IF304B) | (IF305B) 22°

### Lower Suspension Mount

A   
 B

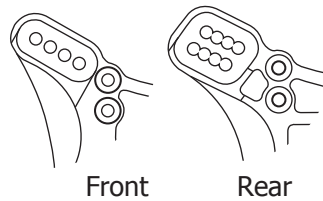
### Shock Tower Bushing Position

### Differential Setup

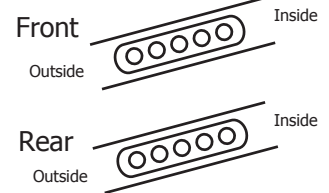
	Front	Center	Rear
Diff Gear type	STD • LSD	STD • LSD	STD • LSD
Diff Oil wt			

### Shock Mounting Positions

#### Shock Tower



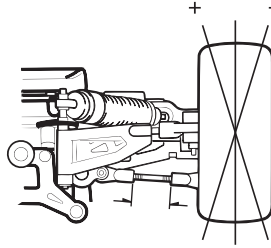
#### Suspension Arm



Front Toe Angle

+	°
-	

#### Front Suspension



Wheelbase

Indicates the total width of spacers installed fore and aft of the rear hubs.	
Front Side	mm
Rear Side	mm

#### Rear Suspension Holder

2°   
 2.5°   
 3°

#### Rear Suspension Plate

2° (IFW302) | (IFW303) 3°

#### Front Suspension Plate

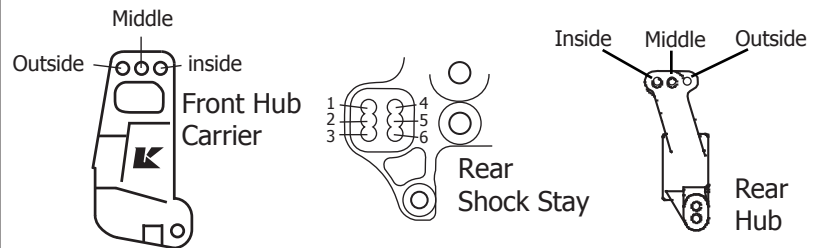
(IFW127) | (IFW337)

Rear Hub Hingepin Position  
 Upper | Lower

Comments: \_\_\_\_\_  
 \_\_\_\_\_  
 \_\_\_\_\_

### Upper Link/Arm Position

	Front	Rear
Shock Stay		1 • 2 • 3 • 4 • 5 • 6
F/Hub Carrier & Rear Hub	Inside • Middle • Outside	Inside • Middle • Outside



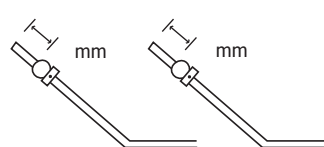
### Steering Plate

A   
 B   
 C

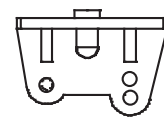
### Anti-Roll Bar Setting

Front	Rear
φ	φ
mm	mm

#### Front Rear



### Wing Mount



### Wheel Hub

S (IF107B)  
 M (IFW327BL)  
 L (IFW328GM)